

User Manual

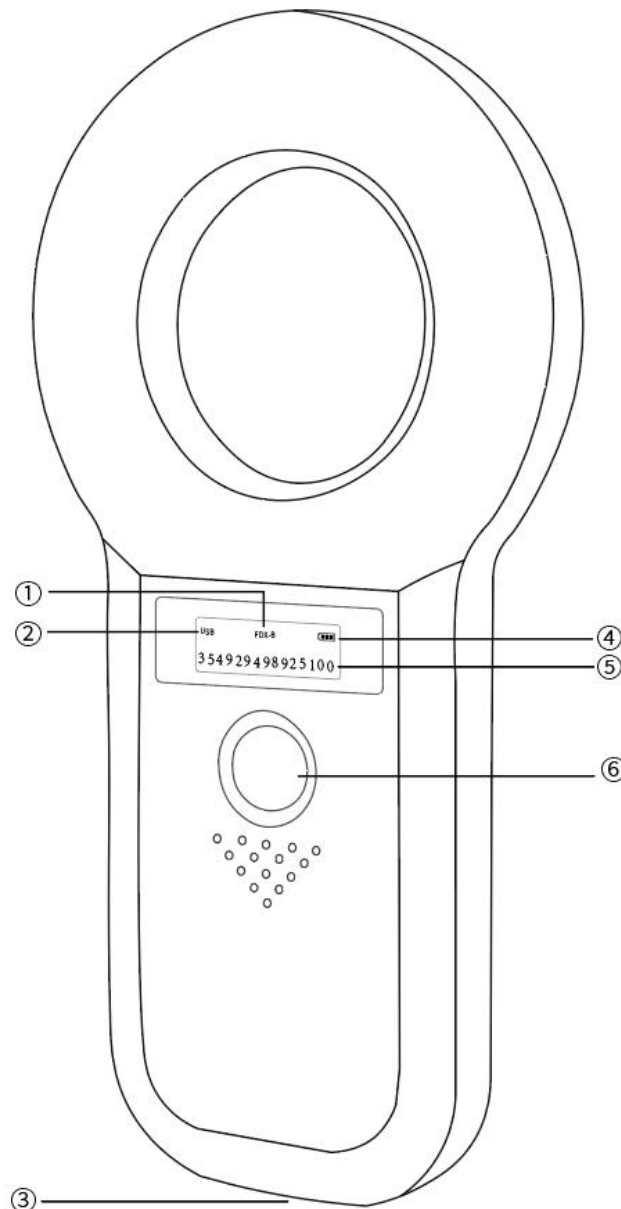


Introduction

This is a low frequency tag scanner that adopt wireless identification technology and it supports reading EMID, FDX-B(ISO11784/85) etc. tag.

This scanner uses high brightness OLED display which can be seen clearly in bright light environment. It can store max 128 records of tag information with its built-in memory, users can upload the information to the computer through USB cable.

This product is stable with simple operation which is widely used for little animal management, resource management, railway inspection etc.



① Tag type

② USB connect

③ USB port

④ Battery status

⑤ Tag ID


⑥ Scan button

Parameter

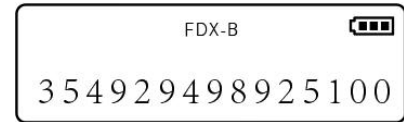
PROJECT	PARAMETER
MODEL	W90B
WORKING FREQUENCY	134.2Khz/125Khz
SUPPORT TAG	EMID、FDX-B(ISO11784/85)
READING/ WRITING RANGE	2-12mm glass tube label >8cm 30mm animal ear mark >20cm (related to label performance)
STANDARD	ISO11784/85
READING TIME	<100ms
PROMPT	0.91 "high brightness OLED screen, buzzer
POWER SUPPLY	3.7V (lithium battery)
MEMORY	128 pieces of information
COMMUNICATION	USB2.0
LANGUAGE	English or customized
WORKING TEMP	-10°C~50°C
STORAGE TEMP	-30°C~70°C
PACKAGE SIZE	18.5cm×12cm×3cm
WEIGHT	120g

Operation

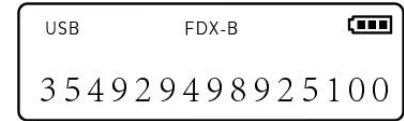
Turn on the device and scanning.
Press scan button to turn on the device and on scanning model



The tag NO. will be displayed on screen if detect a tag, display "No tag" if no tag is detected.



Device could be charged and uploaded data by USB cable.
When device is connected by USB," USB" will be displayed at top left corner, and on charging status for battery status.



Press scann button for 3s, data will be uploaded from the scanner, MAX 128 records.
After uploading successfully, display as below



The data can be upload in real time if scanner is connected by USB cable when reading a tag.

Scanner will be off after 120s without working.